

STREET STOCK TRANSPONDER MOUNTING LOCATION

The transponder must be mounted in compliance with the diagrams provided below. It must be mounted 110" from the most forward part of the front bumper to the center of the transponder. The transponder must be attached to the roll bar "X" in roll cage or a mounting bracket off the "X" to accomplish the 110" measurement. It must be at the lowest point possible and centered through a minimum 2" hole in the floor board. Transponder must be mounted in a direct horizontal plane (see diagram #2) to the ground with label side down and lights point towards the front or rear of the car.

Mounting brackets may vary depending on car make/model, but the distance from the forward most part of the front bumper to the center of the transponder must be 110" and bracket must be mounted off "X" in roll cage

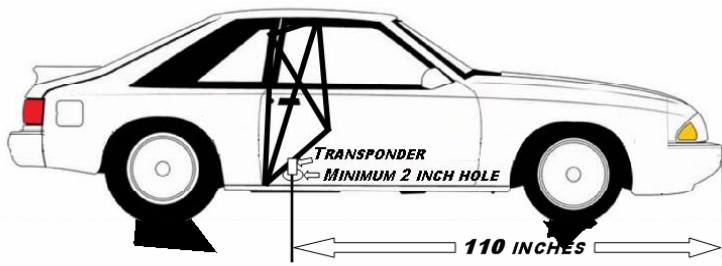


DIAGRAM #1

VIEW OF TRANSPONDER AS SEEN FROM TRACK SURFACE

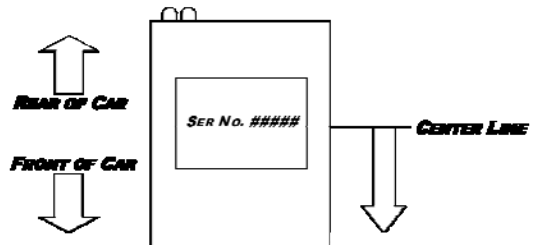


DIAGRAM #2

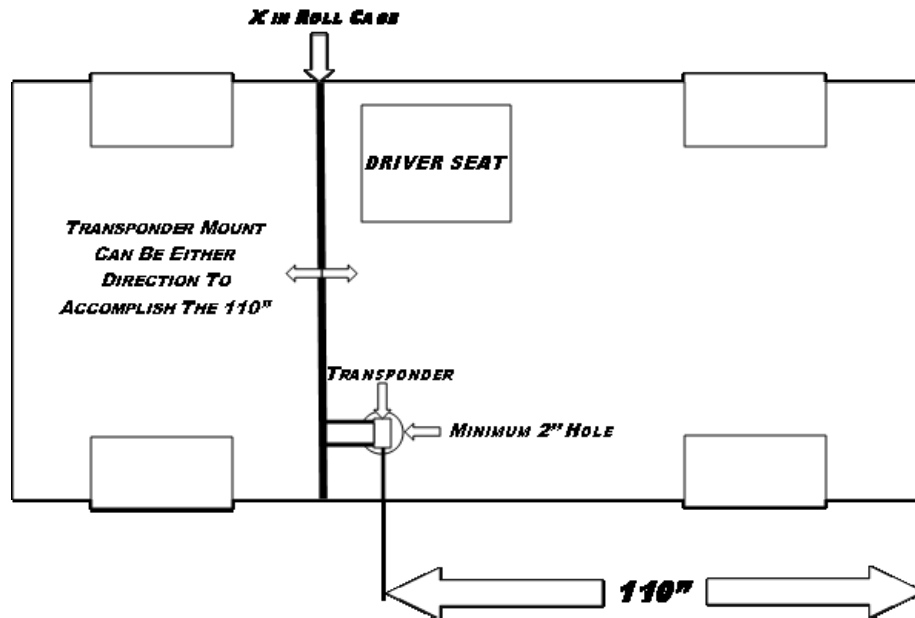


DIAGRAM #3